



DATE:

TAG:

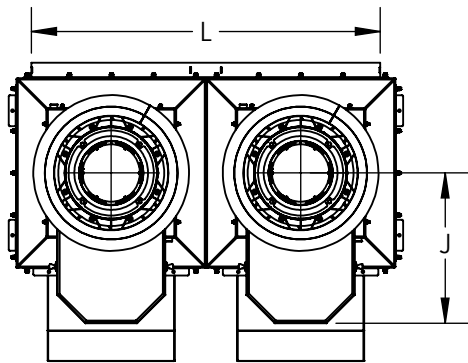
JOB:

PROJECT:

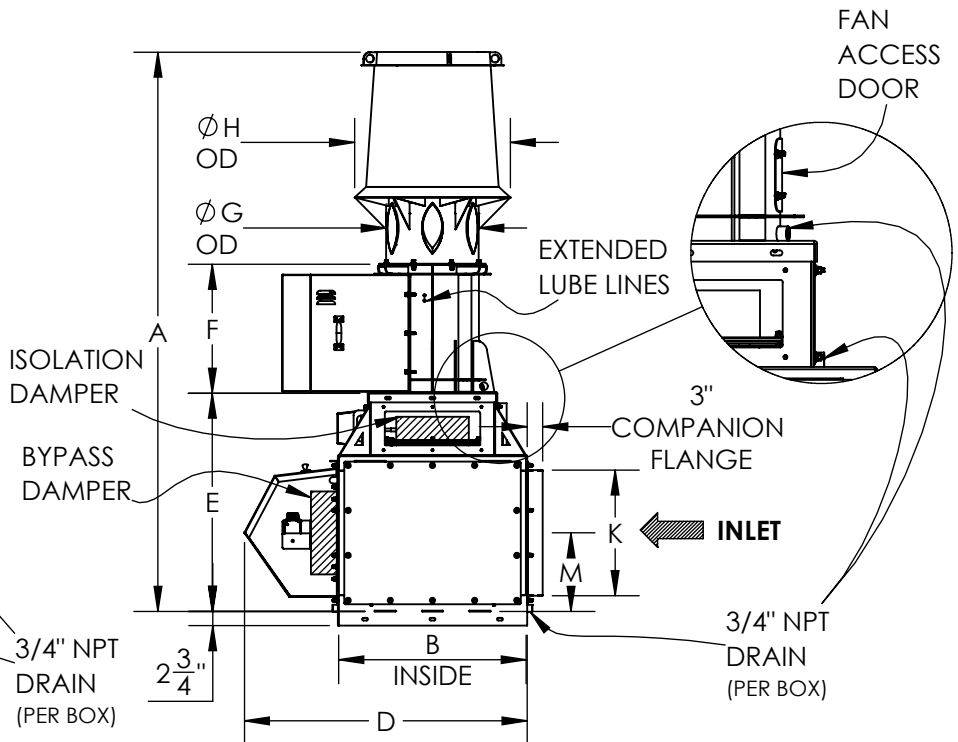
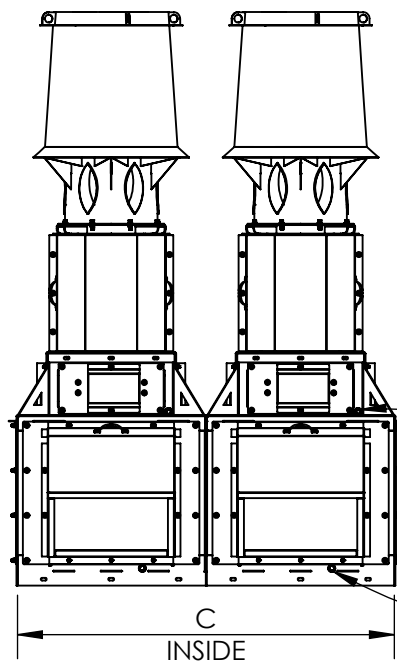
COMPANY:

SALES PERSON:

IPLUME WITH 2X1 PLENUM BELT DRIVE, SIDE INLET



A = OVERALL SYSTEM HEIGHT (WITHOUT CURB)
B = WIDTH OF PLENUM (INSIDE)
C = LENGTH OF PLENUM (INSIDE)
D = OVERALL WIDTH OF THE SYSTEM
E = HEIGHT OF PLENUM
F = HEIGHT OF FAN
G = DIA. OF NOZZLE
H = DIA. OF WINDBAND COLLAR
J = MAX. WEATHER COVER
K = HEIGHT OF COMPANION FLANGE
L = LENGTH OF COMPANION FLANGE



DIMENSIONAL DATA

Size	A	B	C	D	E	F	G	H	J	K	L	M	MAX MTR FRAME SIZE	LESS MOTOR/ DRIVE WEIGHT (LBS.)
122	107 3/4	36 5/16	72 13/16	54 1/2	42	24 7/8	17 7/8	30 1/16	28 15/16	24 3/16	67 3/16	15 1/8	184T	2148
135	114 3/4	39 5/16	78 13/16	57 1/2	42	27 9/16	19 3/4	33 1/8	29 3/4	24 3/16	73 3/16	15 1/8	215T	2372
150	122 11/16	45 5/16	90 13/16	63 1/2	42	30 5/8	21 15/16	36 13/16	33 7/8	24 3/16	85 3/16	15 1/8	256T	2776
165	123 5/8	46 5/16	92 13/16	64 1/2	42	33 11/16	23 7/16	40 5/8	34 7/16	24 3/16	87 3/16	15 1/8	256T	2948
182	138 7/16	53 5/16	106 13/16	73 5/8	48 1/16	37 3/16	25 13/16	44 15/16	35 3/8	30 3/16	101 3/16	18 1/8	256T	4256
200	146 13/16	57 5/16	114 13/16	77 5/8	48 1/16	40 15/16	28 3/8	49 3/16	36 5/8	30 3/16	109 3/16	18 1/8	256T	4610
222	157 15/16	61 5/16	122 13/16	81 5/8	48 1/16	45 7/16	31 7/16	54 3/4	40	30 3/16	117 3/16	18 1/8	286T	5228
245	155 15/16	62 5/16	124 13/16	82 5/8	50 3/4	50 3/16	34 11/16	53 9/16	41 9/16	30 3/16	119 3/16	18 1/8	286T	5476
270	163 15/16	65 5/16	130 13/16	85 5/8	48 1/16	55 5/16	38 3/16	59 1/16	45 1/2	30 3/16	125 3/16	18 1/8	326T	5874
300	182 7/8	71 5/16	142 13/16	93 3/4	54 1/16	61 1/2	42 7/16	65 9/16	49 7/16	36 3/16	137 3/16	21 1/8	365T	6942
330	196	78 1/4	156 3/4	100 3/4	54	67 3/4	46 5/8	72 1/8	51 9/16	36 3/16	151 3/16	21 1/8	365T	7862
365	193 1/2	81 1/4	162 3/4	103 13/16	60	74 15/16	51 5/8	67 3/8	56 1/2	42 3/16	157 3/16	24 1/8	405T	9202
402	206 15/16	86 1/4	172 3/4	108 13/16	60	82 9/16	56 3/4	74 5/16	59 1/8	42 3/16	167 3/16	24 1/8	405T	10278
445	246 15/16	92 1/4	184 3/4	123 1/4	84	91 7/16	62 3/4	82 1/8	65 3/8	66 3/16	179 3/16	36 1/8	444T	12662

ALL DIMENSIONS ARE IN INCHES

REVISION:

FORM:

REPLACES:

PRINTED:8/12/2020

PRODUCT INFORMATION SUBJECT TO CHANGE WITHOUT NOTICE
www.pennbarry.com